



# DOWNLIGHT D6



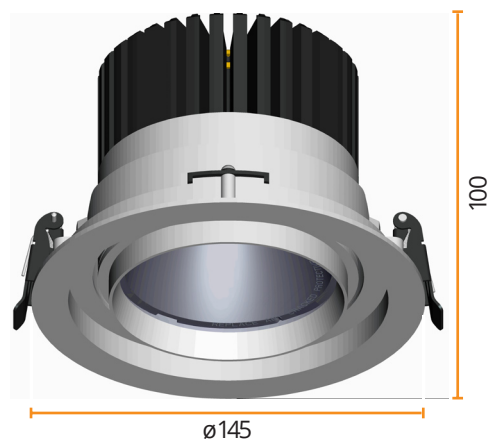
1. The luminaire shall be installed by qualified electrician and wired in accordance with the latest IEE electrical regulations or the national requirements.
2. Lightings should not work for a long time above temperature 40° otherwise it will affect its light source life.
3. The luminaire shall under no circumstances be covered with insulation matting or similar material.

## Technical Specifications

Version 1

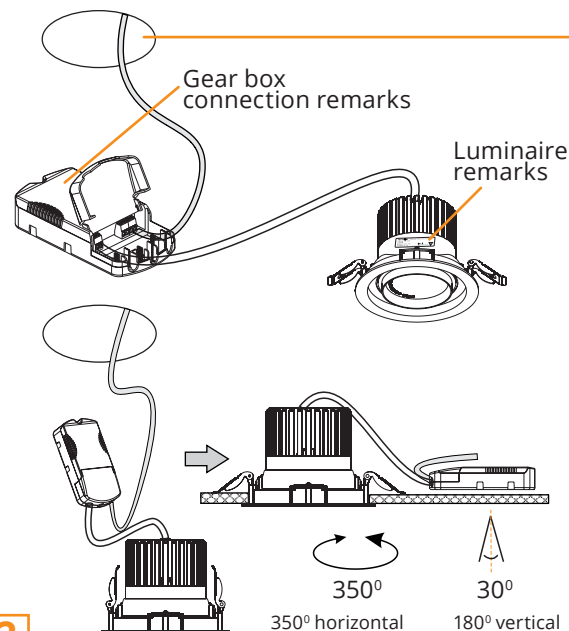
D6	LED 25W, 2000 lumen	135	1.0

## Track version - dimensions

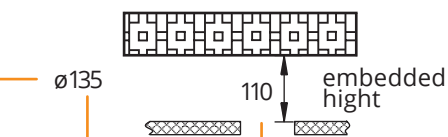


1

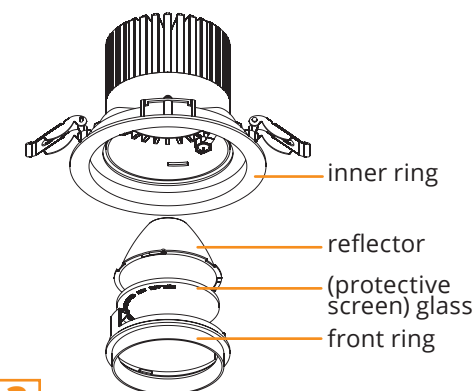
## Connecting line



2



## Protective screen replacement



3

